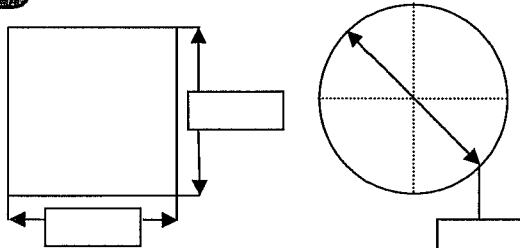


**A** PROJECT : \_\_\_\_\_  
 ITEM #: \_\_\_\_\_

QTY OF GATES REQUIRED : \_\_\_\_\_

MATERIAL :  304 L SS  
 316 L SS  
 ALUMINUM  
 OTHER: \_\_\_\_\_

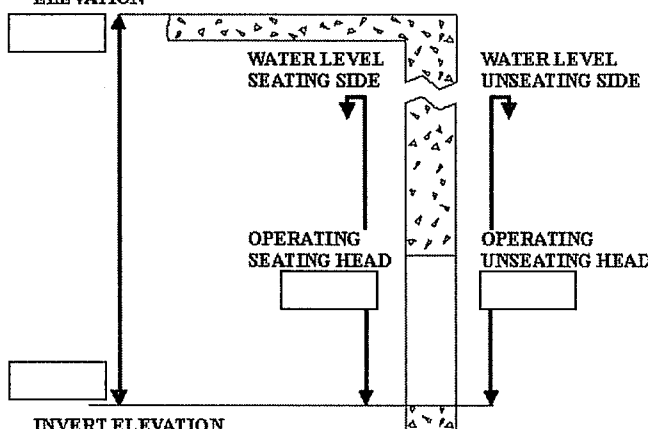
**B** GATE SIZE:  
 WIDTH x HEIGHT or DIAMETER



ROUND OPENING  
 RCP  
 DIP  
 PVC

**C** GATE DESIGN REQUIREMENTS

OPERATING FLOOR ELEVATION \_\_\_\_\_

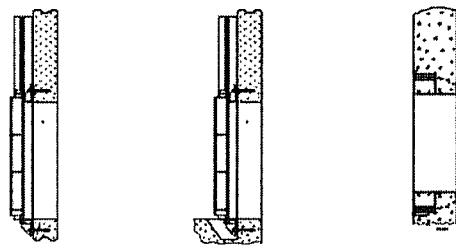


WATER LEVEL SEATING SIDE  
 WATER LEVEL UNSEATING SIDE  
 OPERATING SEATING HEAD  
 OPERATING UNSEATING HEAD  
 INVERT ELEVATION \_\_\_\_\_

**D** MISCELLANEOUS

GATE MOUNTED TO:  CONCRETE WALL  
 WALL THIMBLE  
 WALL PIPE  
 OTHER: \_\_\_\_\_

STRUCTURE:  EXISTING  
 NEW



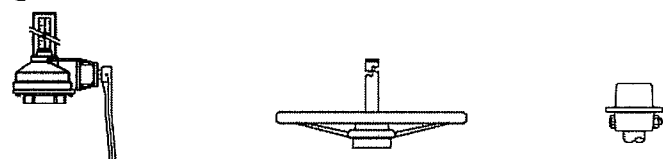
STANDARD BOTTOM  FLUSH BOTTOM  THIMBLE DEPTH : \_\_\_\_\_  
 TYPE : \_\_\_\_\_

**E** REMARKS

**F** LEAKAGE

AWWA  
 OTHER: \_\_\_\_\_

**G** HOIST REQUIREMENTS



MANUAL →  HAND CRANK  HAND WHEEL  SQUARE NUT

ELECTRIC → VOLTS: \_\_\_\_\_ PHASE: \_\_\_\_\_ CYCLES: \_\_\_\_\_

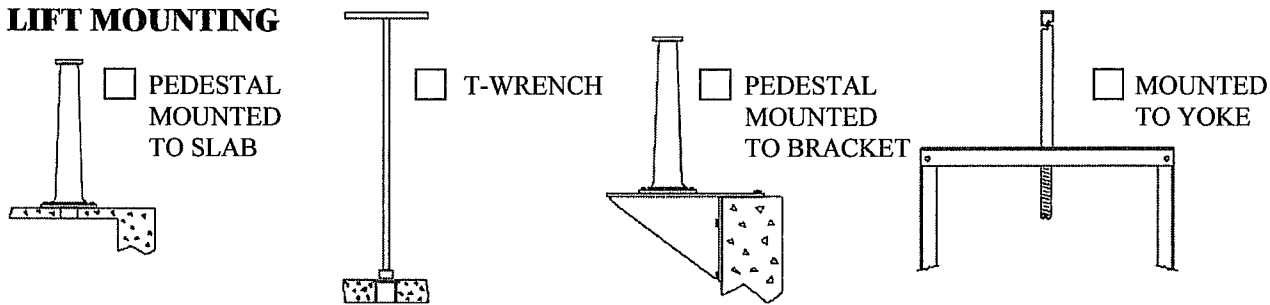
CYLINDER →  OIL  WATER  AIR OPERATING PRESSURE (PSI) \_\_\_\_\_

STEM COVER  CLEAR POLYCARBONATE  
 GALVANIZED STEEL

POSITION INDICATOR  MYLAR STRIP  
 COUNTER (for non-rising only)

STEM CONFIGURATION  RISING STEM  
 NON-RISING STEM  
 DOWNWARD OPENING

**H** LIFT MOUNTING



PEDESTAL MOUNTED TO SLAB  T-WRENCH  PEDESTAL MOUNTED TO BRACKET  MOUNTED TO YOKE